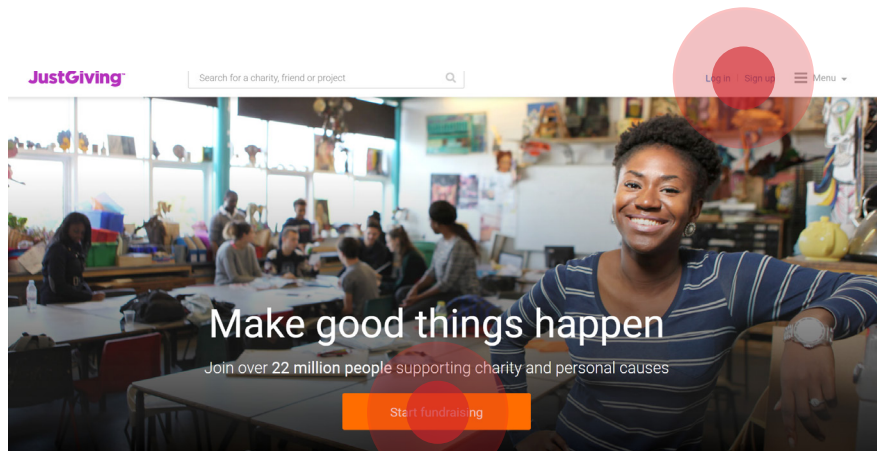


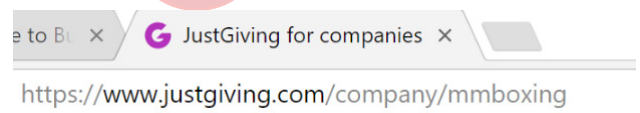


# LINKING UP YOUR JUST GIVING PAGE TO OUR EVENT

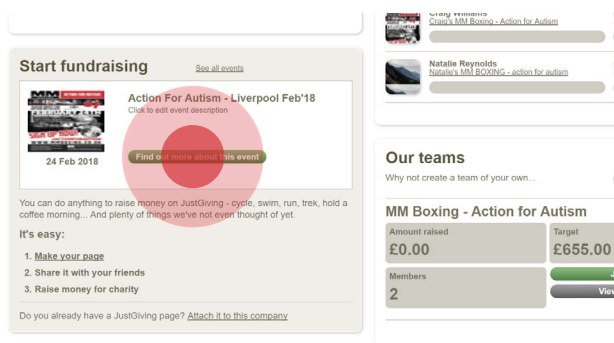
1. Set up your just giving profile by going to [www.justgiving.com](http://www.justgiving.com)



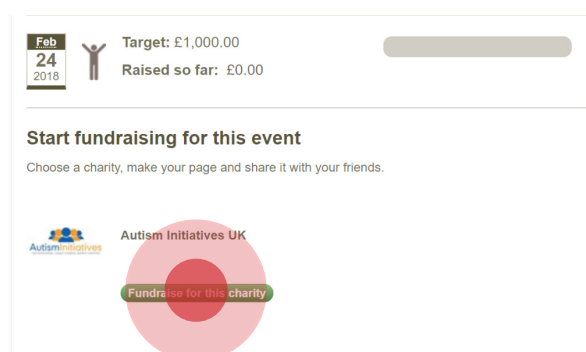
2. Once logged in to Just Giving, go to the web address in your browser and type



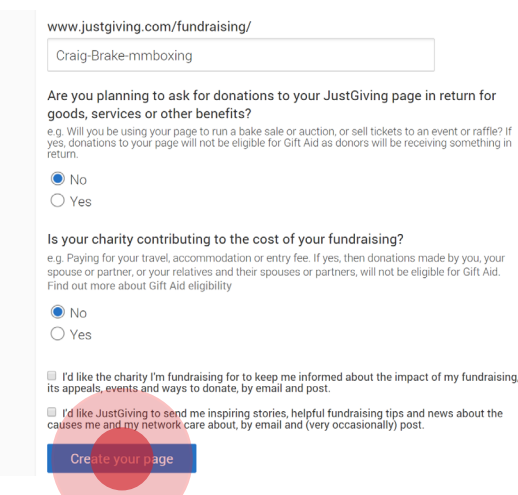
3. Scroll down to the "Start Fundraising" box and click "find out more about this event"



4. Once the event page opens, click the green button that says "fundraise for this charity" in the "start fundraising for this event" section.



5. Select a web address or use the suggested term, then select "no" for both options.



6. Click "Create Your Page" and you're done. You will then be automatically identified as one of our fundraisers and all of your donations will be added to our total



Feel free to personalise your page and share it on social media once it is done